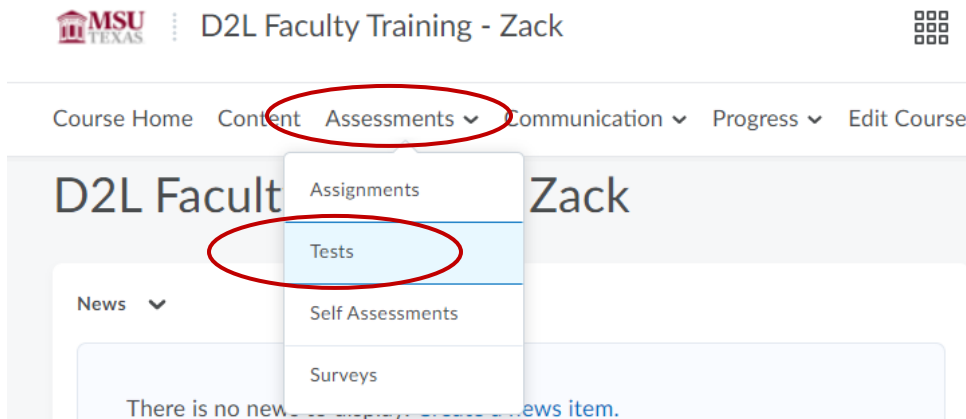
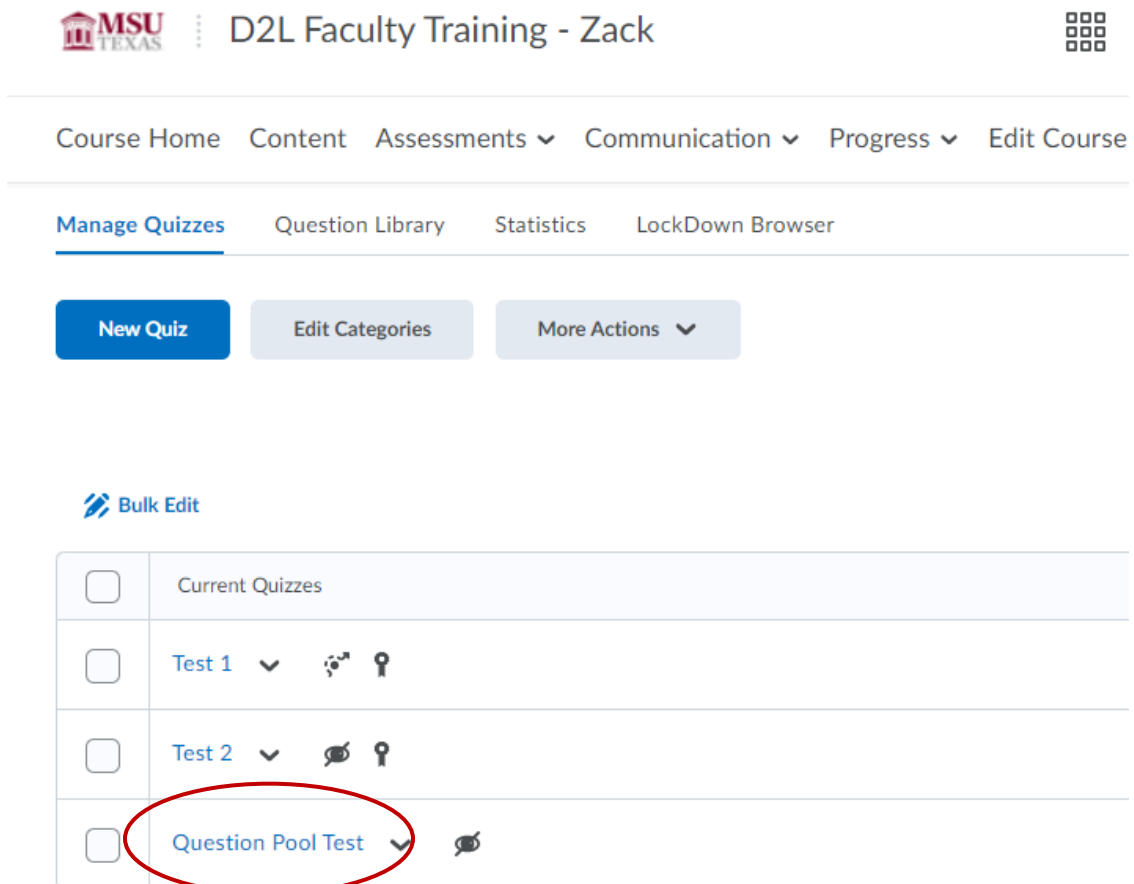


# Tests - Create Question Pool

1. To create a question pool, from your course homepage, click on **Assessments** and then **Tests**.



2. **Select the test** in which you want to use the question pool.



3. Click **Add/Edit Questions**.

General

Name \*

Category

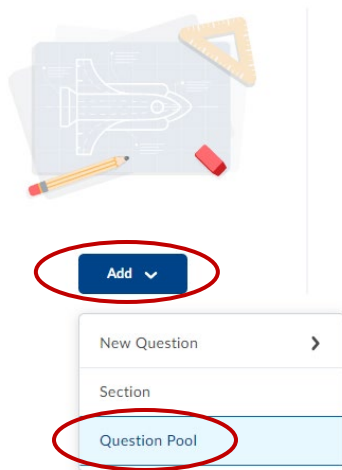
no category ▾ [\[add category\]](#) ⓘ

Quiz Questions

This quiz is empty.

**Add/Edit Questions**

4. Click on **Add** and then **Question Pool**.



5. Click on **Browser Question Library**.

Question Pool Title \*

Number of Questions to Select \*      Points per Question \*

from 0     

**Browse Question Library**

**Save**      Cancel

6. **Select the section** you would like to add to the pool.

Browse Question Library

Search...

5 questions selected

Chapter One

Chapter Two

7. You can also select **Source** and choose questions from already existing tests in your course.

Browse Question Library

Search...

5 questions selected

Chapter One

Chapter Two

Source: Question Library

Source Collection

Question Library

Test 1

Test 2

8. Once finished, click **Import**.

9. **Title your question pool** the same as the section or if you are pulling questions from multiple sources, indicate the section names.

Question Pool Title \*

Chapter One

10. List the number of questions you want to select from your section.

Number of Questions to Select \*

 from 5

11. Give the questions a point value.

Points per Question \*

12. Once you are finished. Click Save.

13. Your test should now look familiar to this.

Quiz Questions

Questions per page:

Paging:  Prevent moving backwards through pages

Shuffle questions at the quiz level  
Also shuffles sections at the quiz level. Does not cascade to sub-sections.

Page Name	Type	Points	Diff	Bonus	Mandatory
1  Chapter One (4 from 5)	-	1	-	-	-
1 Q1. Random Question	RND-	-	-	-	-
1 Q2. Random Question	RND-	-	-	-	-
1 Q3. Random Question	RND-	-	-	-	-
1 Q4. Random Question	RND-	-	-	-	-
Total					4

