






# Rearranging Modules, Sub-Modules, and Topics

## Workflow Steps:

### Step one:

To rearrange modules, go to the **Content** page and hover over the eight-dot handle next to the module title. When your cursor changes to a **four-way arrow**, you can click and drag the module.

<a href="#">Table of Contents</a>	81
 Read Me First!	2
 Week 1	3
 Week 2	7

### Step two:

When your cursor appears as a four-way arrow, click and hold to move the module. Drag it to the desired location— a blue line will indicate where it will be placed. Release to drop the module.

### Step three:

If you drag a module onto another module and release it, the second module will highlight, and the module you moved will become a submodule of it.

### Rearranging Topics:

Rearranging Topics uses the same drag and drop method.