



Setting Up Class Progress

Why Do I Need This Workflow?

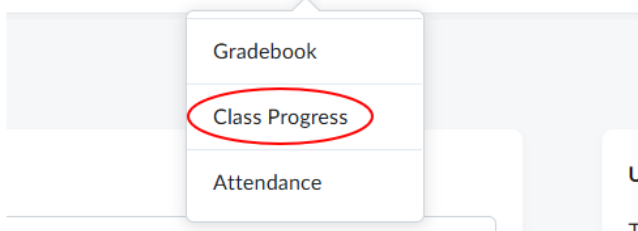
The Class Progress tool helps track learner activity and allows instructors to customize performance indicators. This workflow shows how to select indicators that best reflect your course content and assessments, including replacing the Login History indicator with the Assignments Performance Summary indicator.

Workflow Steps:

Step one:

Select Progress in the navbar. Then select **Class Program**.

Communication ▾ Progress ▾ Edit Course More ▾



Step two:

In the Class Progress page, select **Settings**.

Class Progress



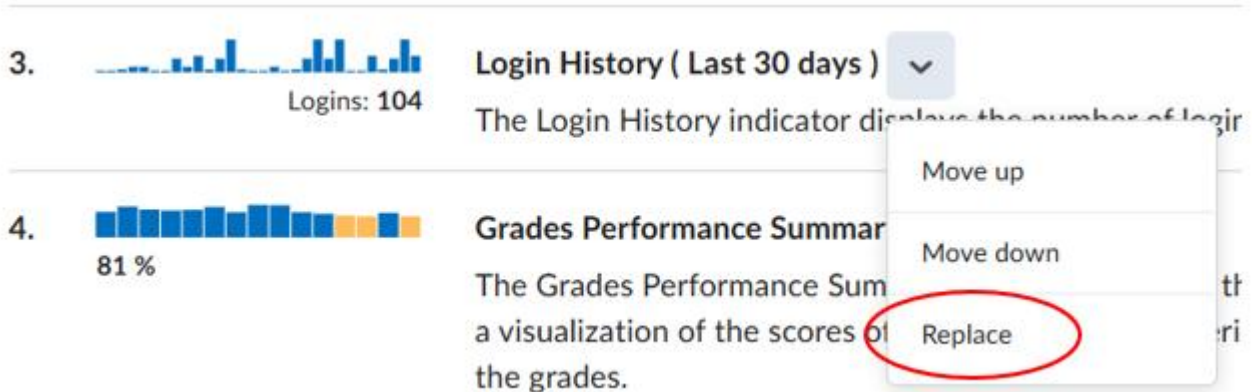
Use agents to automate feedback

Name	Content Completed	Objectives	Logins	Grades
 Ellerkamp, Michael m.ellerkamp m.ellerkamp	0 % Completed: 0 / 1	No objectives	 Logins: 1	No grades
 Ellerkamp, Student student.ellerkamp student.ellerkamp	0 % Completed: 0 / 1	No objectives	 Logins: 7	



Step three:

Click on the drop-down arrow beside the **Login History** indicator, and then select **Replace**.



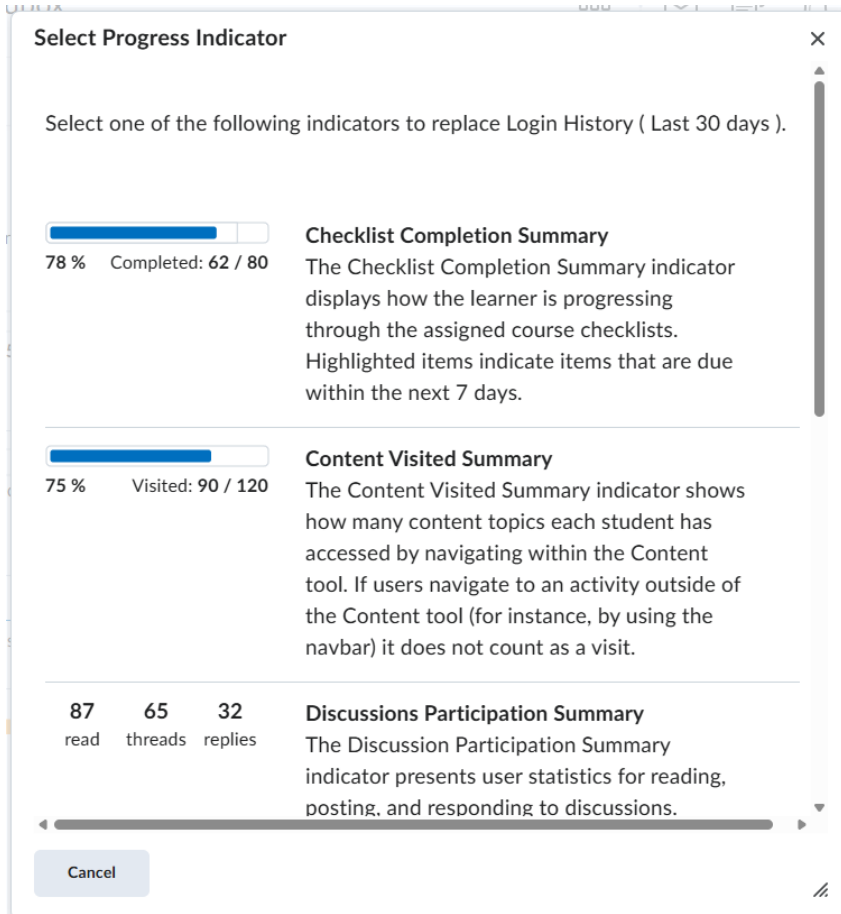
3. **Login History (Last 30 days)** Logins: 104
The Login History indicator displays the number of logins.

4. **Grades Performance Summary** 81 %
The Grades Performance Summary indicator displays a visualization of the scores of the grades.

Move up
Move down
Replace

Step four:

You will see a list of progress indicators. Select your preferred option.



Select Progress Indicator

Select one of the following indicators to replace Login History (Last 30 days).

Checklist Completion Summary
78 % Completed: 62 / 80
The Checklist Completion Summary indicator displays how the learner is progressing through the assigned course checklists. Highlighted items indicate items that are due within the next 7 days.

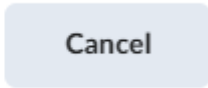
Content Visited Summary
75 % Visited: 90 / 120
The Content Visited Summary indicator shows how many content topics each student has accessed by navigating within the Content tool. If users navigate to an activity outside of the Content tool (for instance, by using the navbar) it does not count as a visit.

Discussions Participation Summary
87 read 65 threads 32 replies
The Discussion Participation Summary indicator presents user statistics for reading, posting, and responding to discussions.

Cancel

Step five:

Select **Save and Close**.



Check for Success:

If the indicator is now displayed on the Class Progress page, you have completed the workflow correctly.

