

# Setting Up Class Progress

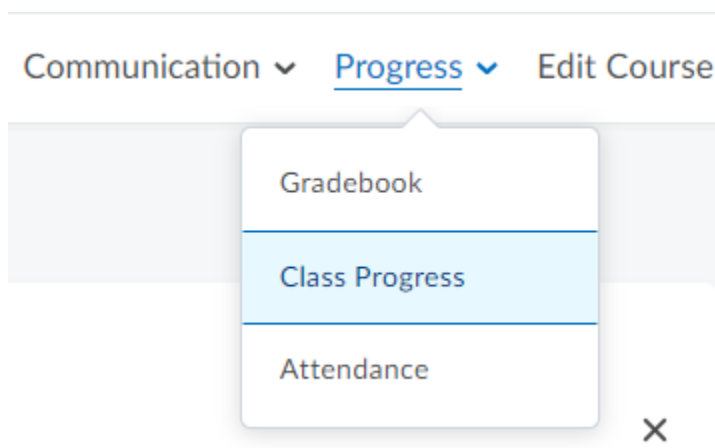
## Why Do I Need This Workflow?

The Class Progress tool is a great way to keep track of a learner's activity within a course. Instructors/course facilitators may want to adjust which performance indicators are displayed. This workflow will show you how to ensure the displayed indicators are the ones that best represent the content and assessments within your course. Instructors and course facilitators will usually update these settings at the beginning of a course before learners are enrolled. This workflow takes you through the steps for replacing the Login History indicator with the Assignments Performance Summary indicator.

## How: Workflow Steps

---

1. Select **Progress** in the navbar.
2. Select **Class Progress**.



3. You will see the Class Progress tab; select the **Settings** option.

Class Progress

Settings Help Search users

Use agents to automate feedback

Name	Content Completed	Objectives	Logins	Grades
<b>McAfee, Danielle</b> danielle.mcafee danielle.mcafee	0 % Completed: 0 / 6	No objectives	Logins: 6	No grades
<b>McAfee, Student</b> student.mcafee student.mcafee	33 % Completed: 2 / 6	No objectives	Logins: 3	-
<b>Shanks, Student</b> student.shanks student.shanks	33 % Completed: 2 / 6	No objectives	Logins: 4	

< 1 / 1 > 10 per page

4. Select the drop-down list beside the **Login History** indicator and select **Replace**.

3. Logins: 104 **Login History ( Last 30 days )**

The Login History indicator displays the number of logins to system for the last 30 days.

4. 81 % **Grades Performance Summary**


The Grades Performance Summary displays the average grade for the student, as well as the number of items. Hovering over each bar provides additional details.

- Move up
- Move down
- Replace**


5. You will see the list of progress indicators, select your preferred choice.

### Select Progress Indicator

Select one of the following indicators to replace Login History ( Last 30 days ).

 **Checklist Completion Summary**  
The Checklist Completion Summary indicator displays how the learner is progressing through the assigned course checklists. Highlighted items indicate items that are due within the next 7 days.


---

 **Content Visited Summary**  
The Content Visited Summary indicator shows how many content topics each student has accessed by navigating within the Content tool. If users navigate to an activity outside of the Content tool (for instance, by using the navbar) it does not count as a visit.

---

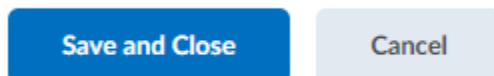
**87** read   **65** threads   **32** replies   **Discussions Participation Summary**  
The Discussion Participation Summary indicator presents user statistics for reading, posting, and responding to discussions.

---

 **Dropbox Performance Summary**  
The Dropbox Performance Summary indicator displays...

Cancel

6. Select **Save and Close**.



**Check for Success:** If the indicator is now displayed on the Class Progress page, you have completed the workflow correctly.

